

# Booking Engine | Rate Plans

The "Select Room" page of the Booking Engine displays the Rates available for that Room Type. There are two options for displaying rate plans depending on how you want to offer your units and how many rate plans you offer. One option is "Single Rate Plans" using Booking Engine Template 01 and 03, the other is "Multiple Rate Plans" using Booking Engine Templates 02 and 04. For details on how to use and setup each Booking Engine Template, See [Website Code](#)

NOTE: For either option the Rate Plans must be allocated to Channel BC in the Setup Area to display. To add or change Rate Plans allocated to the Room Type, see [Room Type and Rate Plan Allocations](#)

All [Booking Engine Templates](#) offer the ability to customize the **Rate Plan name** and **Guest Selection** (Adults and/or children).

If you are using a "Multiple Rates" Booking Engine (02 and 04), then each Room Type listed has a "Show Rates" button which, when clicked, will expand to display all of the Rate Plans for the Room Type.

## Package Rate Plans

- Any Package Rate can be made available for any Room Type by allocating the Rate Plan to the Booking Engine Channel in Agent Relationships. See [Room Type and Rate Plan Allocations](#)
- All Package Rates display with a star icon and a "View Package Details" Link. See [Booking Engine | Inventory Items and Packages](#).

The screenshot shows the 'On The Divide Hotel' booking engine interface. At the top, it displays the hotel name and address: 'On The Divide Hotel, 2304 Snow Street Nederland CO United States'. Below this is a progress bar with steps: Availability, Select Room, Add-Ons, Payment, and Confirmation. The 'Select Room' step is active. A 'BOOKING SUMMARY' section shows the stay dates (December 18-20, 2018) and guest count (1). Below this is a 'SELECT ROOMS' section. A 'Standard Queen' room is highlighted with a description and a 'View Room Details' link. To the right, the rate is shown as '\$90 PER NIGHT' with a 'HIDE RATES' button. A table lists various rate plans with columns for 'Rate Plan', 'Nightly Average Rate', 'Adults', 'Children', and '# of Rooms'. The rates include Corporate, Military, AAA, Standard, and two package rates marked with stars: 'Winter Ski Package' and 'Guided Tours - Hike and Ride'. An orange callout bubble with the text 'Sell Packages Online' points to the package rates. A red star icon is also visible next to the package rates.

Rate Plan	Nightly Average Rate	Adults	Children	# of Rooms	Action
Corporate Queen rate	\$90.00	0	0	0	SELECT
Military Rate - Queen	\$90.00	0	0	0	SELECT
AAA Rate - Queen	\$90.00	0	0	0	SELECT
Standard Rate -Queen	\$125.00	0	0	0	SELECT
★Winter Ski Package	\$146.50	0	0	0	SELECT
★Guided Tours - Hike and Ride	\$172.50	0	0	0	SELECT

Click image to enlarge

## Booking Engine

- [Booking Engine | Website Code](#)
- [Booking Engine | Customize Front Page](#)
- [Booking Engine | Room Description](#)
- [Booking Engine | View Details](#)
- [Booking Engine | Image Slideshow](#)
- [Booking Engine | Rate Plans](#)
- [Booking Engine | Policies](#)
- [Booking Engine | Confirmation Letter](#)
- [Booking Engine | Custom URL Links](#)
- [Booking Engine | Custom HTML](#)
- [Booking Engine | ADA Compliance](#)
- [Booking Engine | Sojern and DerbySoft](#)
- [Booking Engine | Inventory Items and Packages](#)
- [Booking Engine | Select Rooms and Rates](#)
- [Booking Engine | Content Security Policy \(CSP\)](#)
- [Payment Technologies Offered for Online Bookings](#)
- [Lowest Rate on Calendar](#)

Each Rate Plan can be selected by choosing the number of "Adults" and/or "Children". If you do not allow children or do not differentiate between Adults and Children and only want one Guest Selection to display on the Booking Engine, then you can disable the "Children" drop-down selection. See details below.

Availability

Select Room

Payment

Confirmation


BOOKING SUMMARY

NIGHT(S): 1 | CHECK-IN: Tuesday, December 26, 2017 | CHECK-OUT: Wednesday, December 27, 2017 | GUEST(S): 2 | [EDIT](#)

Please make your Room selection below. Once your room selection is complete, click Confirm and Book.


CONFIRM AND BOOK

SELECT ROOMS



**Deluxe Cabin - Two bedrooms**  
 Private two bedroom cabin nestled in the forest near the main lodge. Two bedrooms, 2 Queens and 1 King, with 2 rollaway beds in the main room. Relax by the fireplace and enjoy the lake and mountain views from a private deck. Large desk, Kitchenette, jacuzzi tub and spa amenities included.  
[View Room Details](#)

FROM  
**\$100**  
 PER NIGHT  
[SHOW RATES](#)




**Standard King**  
 Comfortable room with 1 King bed. Located on the second and third floors in the main lodge with a balcony and views of the mountains. Spacious room in our main lodge. Two Queen Beds with luxurious down bedding, Mini-bar and Coffee/tea maker included.  
[View Room Details](#)

FROM  
**\$80**  
 PER NIGHT  
[HIDE RATES](#)

Rate Plan	Nightly Average Rate	Adults	Children	# of Rooms	
1 Night Special - King	\$80.00	0	0	0	<a href="#">SELECT</a>
AAA Rate - King	\$85.00	0	0	0	<a href="#">SELECT</a>
Government Rate - King	\$90.00	0	0	0	<a href="#">SELECT</a>
Best Available Rate - King	\$100.00	0	0	0	<a href="#">SELECT</a>

## Rate Plan Description (Name)

Each Rate Plan allocated to the Room Type is displayed in the "Show Rates" section. The Room Type name displayed here is entered in **SETUP | RATES | DEFAULT RATES**. Click on the Rate Plan ID to open the details screen, then click edit to change the Rate Plan Description. For step-by-step instructions on how to edit this information, see [Default Rates](#)



MyPMS Setup Area

Front Desk

Bookings

Rates

Relationships

Owners

Parameters

Settings

PMS

Features/Images

Rate Grid

Manage Rates

Default Rates

Packages

Room Types

Rooms

Yield Management

Yield Grid

Please note that all rates are designed to be entered as per day rates regardless of whether they are to be applied daily or weekly.

Parent Rate

Rate ID: SUITE

Group: RACK

Description: Best Available Rate -2

Rate Type: Per Person

Number of Guests: 4

Meal Plan: None

Minimum Stay: 1

Maximum Stay: 0

Closed to Arrival (Sun Start): NNNNNNN


Click image to enlarge

## Guest Selection: Children Allowed

If you do not want to display "Children" as a guest selection, then you can disable this selection, by going to **SETUP | SETTINGS | GENERAL SETTINGS**. For step-by-step instructions on how to edit this information, see [General Settings](#)

NOTE: These labels that can be changed in **SETUP | SETTINGS | BOOKING ENGINE SETTINGS**, See [Booking Engine Settings](#).

*Click images to enlarge*


**BookingCenter**

**MyPMS Setup Area**

[Front Desk](#)
[Bookings](#)
[Rates](#)
[Relationships](#)
[Owners](#)
[Parameters](#)
[Settings](#)
[PMS](#)
[Features/Images](#)

[General Settings](#)
[Booking Engine Settings](#)
[Marketing And Policies](#)
[Network Partner Marketing](#)
[Tax Configuration](#)
[Site Details](#)

<b>Default Language</b>			
Default Language		English, US	
Measurement System		Statute	
<b>Credit Card Policy</b>			
Credit Card Retention Days		90	
<b>Children and Infants</b>			
Adults age (years old)		12	
Children Allowed		Yes	
Infants Allowed		No	
<b>Rollaways</b>			
Rollaway Beds		2	
Rollaway Charge		20	
<b>Date and Time</b>			
Date Format		D-M-Y	Check In Time 15:00
Local Time Zone		Mountain Standard Time (-7 America/Denver)	Check Out Time 11:00